

機械規格 MACHINE SPECIFICATIONS :

項目	ITEMS	UNIT	Multi 25	Multi 25-S
最大加工外徑	Max. manufacturing dia.	mm	Ø26	Ø26
最大加工長度	Max. manufacturing length	mm	材料外徑 bar diameter X 3	
X軸(縱向)行程	Max. cross travel (X axis)	mm	170	170
Z軸(橫向)行程	Max. longitudinal travel (Z axis)	mm	150	150
主軸貫通孔徑	Bore of spindle	mm	34	34
棒材容納直徑	Max. bar feeding dia.	mm	26	26
筒夾型號	Type for collet		161E	161E
主軸馬達	Spindle motor		2.2kw	2.2kw
主軸轉速	Spindle speed range	r.m.p.	100-5,000	100-5,000
背主軸馬達 (選配)	Sub-spindle motor (option)		1.1kw	1.1kw
背主軸轉速 (選配)	Sub-spindle speed range (option)	r.m.p.	100-5,000	100-5,000
X,Z軸快速移動	Rapid traverse speed (x,z axis)	m/min	15	15
最小輸入單位	Min. input unit	mm	0.001	0.001
使用刀具	Cutting tool size	mm	□16	□16
最大插孔刀具	Max. bore size of tool	mm	Ø20	Ø20
軸向馬達	X1/Z1/Z2/A2/Z3 axes motor		0.75kw	0.75kw
軸向馬達(選配背主軸)	A3 axes motor (option sub-spindle)		0.75kw	0.75kw
軸向馬達	X2/Y2/X3 axes motor		0.5kw	0.5kw
主軸上同步刀具數	Number of Multi-spindle tools	pc	3	6
冷卻幫浦馬達	Coolant pump motor		1/2HP	1/2HP
油壓幫浦馬達	Hydraulic pump motor		1 HP	1 HP
機械尺寸	Machine size(LxWxH)	mm	1658x1362x1530	1658x1362x1530
機械尺寸(選配背主軸)	Machine size-option sub-spindle(LxWxH)	mm	2000x1359x1657	2000x1359x1657
機械淨重(無鐵屑機)	Machine net weight(without chip conveyor)	kgs	1220	1320
機械淨重(選配背主軸,無鐵屑機)	Machine net weight (option sub-spindle, without chip conveyor)	kgs	1880	1980

☆ 因長期研發，機械設計如有變更恕不另行通知。 ☆ We reserve the right to change the above design without prior notification.

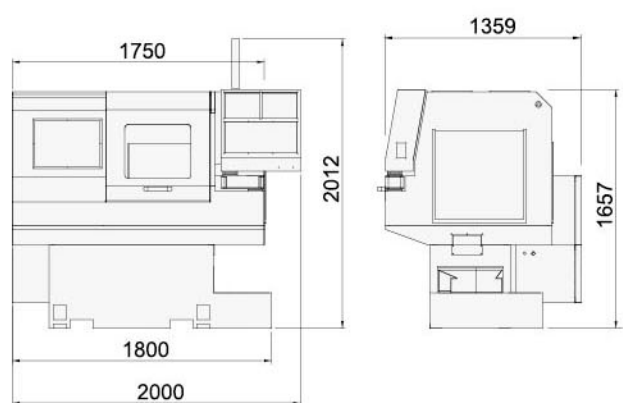
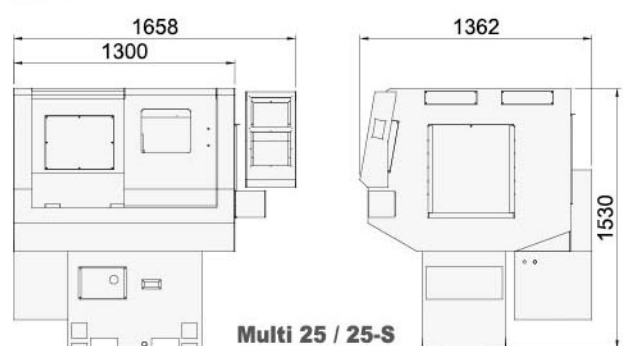
標準附件 STANDARD ACCESSORIES :

項目	ITEMS	數量 QTY	Multi 25	Multi 25-S
西德25型筒夾型夾頭	Model 25 collet chuck (161E)	1 個 1 pc	●	●
照明燈	Working light	1 個 1 pc	●	●
工具及工具箱	Tool and tool box	1 組 1 set	●	●
切削水設備	Coolant device	1 組 1 set	●	●
機械墊塊	Base blocks	4 個 4 pcs	●	●
內徑刀具刀座	Boring tool holder	4 個 4 pcs	●	●
內孔單刀架襯套	Tool holder bushing 6/8/10/12/16	各2個 2 pcs/each	●	●

特別附件 OPTION ACCESSORIES :

項目	ITEMS	數量 QTY	Multi 25	Multi 25-S
背主軸	Sub-spindle	1 個 1 pc	●	●
工件收集器(單主軸用)	Part catcher (for one spindle)	1 組 1 set	●	●
工件收集器(雙主軸用)	Part catcher (for two spindle)	1 組 1 set	●	●
鐵屑輸送機	Chip conveyor	1 台 1 unit	●	●
鐵屑車	Chip bucket	1 台 1 unit	●	●

佔地面積 DIMENSION :



© LAI YIH SHYANG 2016.7.22-1000 © Copy right reserved

Multi

精確完美 · 堅持品質



POLY GIM 多軸CNC車床

Multi-spindle CNC Lathe

POLY GIM

PEMOS

PEMOS, d.o.o., Litija
Partizanska pot 10a
1270 Litija, Slovenija

T: +386 1 89 62 780, 89 62 782
F: +386 1 89 62 787
Mob.: +386 31 630 931

info@pemos.si
www.pemos.si



One can completely replace the cam-type automatic lathes
MULTI-SPINDLE CNC LATHE is now on the market !!

多軸CNC車床
Multi-spindle CNC Lathe


一部完全可以取代凸輪式--多軸CNC車床誕生了

**結合凸輪式，多刀同步車削
 及電腦多軸控制的技術**

- ◆ 結合凸輪式，多刀同步車削及電腦多軸控制的技術
- ◆ 可4把刀同時重疊加工，大幅縮短加工時間
 機身小巧功能強大，發揮最大經濟效益！

It combines the cam, multi-tool synchronous, multi-axis control turning, and CNC technology.

- ◆ Up to 4 tools can work simultaneously and dramatically shorten the processing time.
- ◆ The powerful compact body maximizes the finest quality and increase more economic efficiency.



◆ 3軸同步刀具刀座可鎖3支刀具
 3 channel synchronous tool holder can setting 3 pcs tools



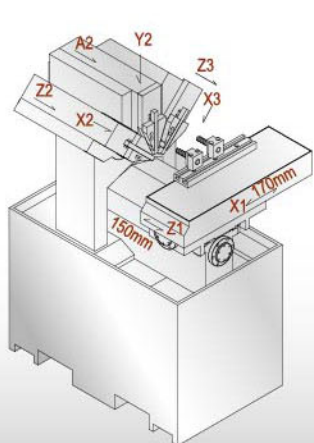
◆ 3軸同步刀具刀座可鎖6支刀具
 3 channel synchronous tool holder can setting 6 pcs tools

◆ 選配背主軸用工件收集器
 Part catcher for option sub-spindle



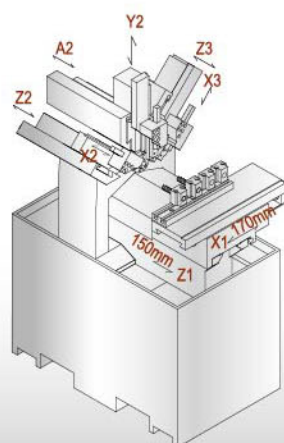
Multi 25

Z2,Z3,A2=60mm
 X2,X3,Y2=70mm




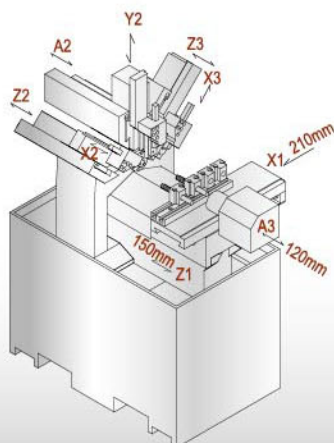
Multi 25-S

Z2,Z3,A2=100mm
 X2,X3,Y2=50mm



**Multi 25-S
 (Option sub-spindle)**

Z2,Z3,A2=100mm
 X2,X3,Y2=50mm



◆ 櫛式刀座配置4個正面內孔刀座
 4個背面內孔刀座 (選配背主軸用)
 Gang type tool disc configure 4 pcs front boring tool holder
 4 pcs back boring tool holder (if options sub-spindle have this accessorie)